

HYBRID⁺ AIRCONDITIONER

MADE IN THAILAND

Next
Generation
High
Performance
Airconditioning

MOVE THE WORLD FORWARD

HYBRID⁺ AIRCONDITIONER

←----- 1.19 mtr -----→



SRK20CSS-S6/A (1.7 Ton) / SRK25CSS-S6/A (2.2Ton)



SRK20CX5-W6 (1.6Ton)



SRK15CX5-W6 (1.2Ton)



SURROUND COOLING

Features

Comfortable Air Flow Functions



Comfortable Function



Convenient & Economy Functions



Maintenance



Clean Air



Others



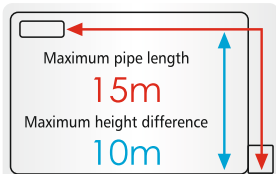
Long Reach Air Flow

SRK25CSS-S6/A (2.2Ton) →
 SRK20CSS-S6/A (1.6Ton) →
 SRK20CX5-W6 (1.6Ton)

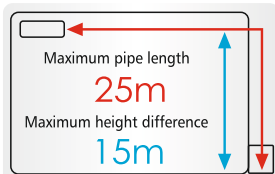
18.2 Meters**
 17.0 Meters**

Specifications			HYBRID+ HEAVY DUTY AC (R410A)		HYBRID+ HEAVY DUTY AC (R32)	
MODEL	Unit		SRK20CSS-S6/A	SRK25CSS-S6/A	SRK15CXS-W6	SRK20CXS-W6
	Indoor Unit		SRK20CSS-S6/A	SRK25CSS-S6/A	SRK15CXS-W6	SRK20CXS-W6
	Outdoor Unit		SRC20CSS-S6/A	SRC25CSS-S6/A	SRC15CXS-W6	SRC20CXS-W6
Ton			1.7	2.2	1.2	1.6
BEE - Star Rating -2024			3 Star	2 Star	2 Star	3 Star
Refrigerant Control & Expansion			Dual Capillary Expansion			
Fixed Speed Compressor Type			Super Tropical - Return Cooled Rotary			
Power Source			1 Phase, 230 V, 50 Hz			
Maximum Cooling Capacity*			20997	26272	15252	20301
Rated Cooling Capacity at **	100% Load	BTU/hr	20216	26017	14330	19329
Rated Cooling Capacity at **	50% Load		Not Applicable for Fixed Speed AC			
Maximum Cooling Capacity*			6154	7700	4470	5950
Rated Cooling Capacity at **	100% Load	Watts	5925	7625	4200	5665
Rated Cooling Capacity at **	50% Load		Not Applicable for Fixed Speed AC			
Rated Power Consumption at**	100% Load	watts	1485	2050	1140	1420
Rated Power Consumption at**	50% Load		Not Applicable for Fixed Speed AC			
Rated EER / COP at **	100% Load	W/w	3.99	3.72	3.68	3.99
Rated EER / COP at **	50% Load		Not Applicable for Fixed Speed AC			
BEE Rated Indian Seasonal Energy Efficiency Ratio**	ISEER		3.99	3.72	3.68	3.99
Input Power ** (Minimum ~ Maximum)		Watts	1250 ~ 1485	1800 ~ 2050	900 ~ 1140	1200 ~ 1420
Current (minimum ~ maximum) **		A	5.6 ~ 6.6	8.0 ~ 9.2	4.1 ~ 5.1	5.0 ~ 6.1
Dimension (H x W x D)	Indoor Unit	mm	339 x 1197 x 262	339 x 1197 x 262	290 x 870 x 230	339 x 1197 x 262
	Outdoor Unit	mm	640 x 850 (+65) x 290	750 x 880 (+88) x 340	595 X 780 (+62) X 290	595 x 780 (+62) x 290
Net Weight	Indoor Unit	Kgs	16	16	10	16
	Outdoor Unit	Kgs	41	57	32	36
Air Flow (CMH)	Indoor Unit	m3/hr	1350	1450	850	1300
Long Reach AirFlow Upto	Indoor Unit	Meter	17.06	18.28	6.1	17
Sound Level (H/M/L)	Indoor Unit	dB	43 / 40 / 37	46 / 42 / 39	41 / 34 / 27	48 / 40 / 32
Louver Swing	Indoor Unit		3D + 3D AUTO			
Special Filter	Indoor Unit		Enzyme + Photocatalytic Deodorizing Filter + Anti Bacterial			
Blower Fan	Indoor Unit		Anti - Micro Bial			
DC Fan Motor Speed	Indoor Unit		Hi - Power / Auto / High / Med / low			
Refrigerant Injection in Coil	Indoor Unit		5 Point - Multi Port			
Refrigerant			R410A		R32	
Refrigerant Piping	Liquid Line	mm	6.35 (1/4")		6.35 (1/4")	6.35 (1/4")
	Gas Line	mm	15.88 (5/8")		12.7 (1/2")	15.88 (5/8")
Main Power Supply to	Outdoor Unit		2.5 mm ² x 3 cores (including earthing cable)			
Connecting wiring between	IDU & ODU		2.5 mm ² x 4 cores (including earthing cable)			
Area Coverage ***	Sq. Meter		15.97 ~ 26.01	27.87 ~ 41.80	12.54 ~ 17.18	15.97 ~ 23.23

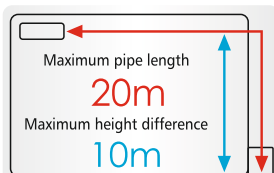
Refrigerant Pipe Length



SRK20CSS-S6/A



SRK25CSS-S6/A
SRK20CXS-W6



SRK15CXS-W6



SRK20CSS-S6/A



SRK25CSS-S6/A



SRK15CXS-W6, SRK20CXS-W6

* Cooling Capacity is derived Maximum during evening & night when the temperature is less than 31°C

** Under Standard Installation & Lab Test Condition

*** Customers need to seek guidance from the Authorized Dealer / Expert for the AC unit capacity selection before ordering any AC unit. Area coverage is subject to checking of the site conditions like - Terrace / Wall / Glass windows exposed to direct sunlight, of the area to be Air- conditioned & room temperature requirement & outdoor temperature conditions. Company will not be responsible if there will be cooling issues due to improper selection of capacity of the AC units.

ISEER = INDIAN SEASONAL ENERGY EFFICIENCY RATIO

HYBRID⁺ AIRCONDITIONER



SRK13CR5-S6 (1.1 Ton)



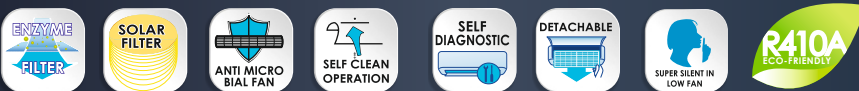
SURROUND COOLING

Features

Comfortable Air Flow Functions

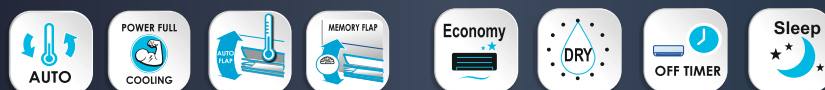


Clean Air



Maintenance

Comfortable Function



Convenient & Economy Functions

Others



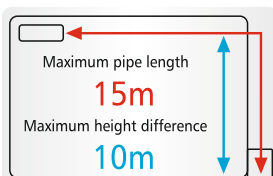
Long Reach Air Flow

SRK13CR5-S6 (1.1 Ton) →

6.09 Meters**

Specifications			HYBRID+ HEAVY DUTY AC (R410A)
MODEL	Unit		SRK13CRS-S6
	Indoor Unit		SRK13CRS-S6
	Outdoor Unit		SRC13CRS-S6
Ton			1.1
BEE - Star Rating -2024			2 Star
Refrigerant Control & Expansion			Dual Capillary Expansion
Fixed Speed Compressor Type			Super Tropical - Return Cooled Rotary
Power Source			1 Phase, 230 V, 50 Hz
Maximum Cooling Capacity*			13501
Rated Cooling Capacity at	100% Load	BTU/hr	12283
Rated Cooling Capacity at	50% Load		Not Applicable for Fixed Speed AC
Maximum Cooling Capacity*			3957
Rated Cooling Capacity at	100% Load	Watts	3600
Rated Cooling Capacity at	50% Load		Not Applicable for Fixed Speed AC
Rated Power Consumption at	100% Load	watts	1000
Rated Power Consumption at	50% Load		Not Applicable for Fixed Speed AC
Rated EER / COP at	100% Load	W/w	3.60
Rated EER / COP at	50% Load		Not Applicable for Fixed Speed AC
BEE Rated Indian Seasonal Energy Efficiency Ratio	ISEER		3.60
Input Power ** (Minimum ~ Maximum)	Watts		700 ~ 1000
Current (minimum ~ maximum) **	A		4.0 ~ 4.7
Dimension (H x W x D)	Indoor Unit	mm	268 x 790 x 213
	Outdoor Unit	mm	595 x 780 x 290
Net Weight	Indoor Unit	Kgs	9.5
	Outdoor Unit	Kgs	32
Air Flow (CMH)	Indoor Unit	m3/hr	750
Long Reach AirFlow Upto	Indoor Unit	Meter	6.09
Sound Level (H/M/L)	Indoor Unit	dB	38 / 34 / 31
Louver Swing	Indoor Unit		3D + 3D AUTO
Special Filter	Indoor Unit		Enzyme + Solar + Anti - Bacterial Filter
Blower Fan	Indoor Unit		Anti - Micro Bial
DC Fan Motor Speed	Indoor Unit		Auto / Powerful / High / Med / Low / Dry
Refrigerant Injection in Coil	Indoor Unit		4 Point - Multi Port
Refrigerant Piping	Liquid Line	mm	6.35 (1/4")
	Gas Line	mm	12.7 (1/2")
Main Power Supply to	Indoor Unit		2.5 mm ² x 3 cores (earthing cable)
Connecting wiring between	B/w IDU &		2.5 mm ² x 4 cores (earthing cable)
Area Coverage ***	Sq. Meter		11.98 ~ 15.97

Refrigerant Pipe Length



SRK13CRS-S6



SRC13CRS-S6


* Cooling Capacity is derived Maximum during evening & night when the temperature is less than 31°C

** Under Standard Installation & Lab Test Condition

*** Customers need to seek guidance from the Authorized Dealer / Expert for the AC unit capacity selection before ordering any AC unit. Area coverage is subject to checking of the site conditions like - Terrace / Wall / Glass windows exposed to direct sunlight, of the area to be Air- conditioned & room temperature requirement & outdoor temperature conditions. Company will not be responsible if there will be cooling issues due to improper selection of capacity of the AC units.

ISEER = INDIAN SEASONAL ENERGY EFFICIENCY RATIO

HYBRID+ AIRCONDITIONER



SRK 24CW-S6 [1.95 Ton]
SRK 25CW-X-S6 [1.95 Ton]

SURROUND COOLING

Features

Comfortable Air Flow Functions



Comfortable Function



Convenient & Economy Functions



Maintenance



Clean Air



Others



Protection



Model SRK24CW-S6 with 2D Air flow only



Long Reach Air Flow

SRK25CW-X-S6 (1.95 Ton) →

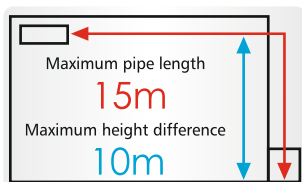
18.2 Meters**

SRK24CW-S6 (1.95 Ton) →

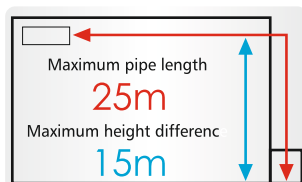
17.0 Meters**

Specifications			HYBRID+ HEAVY DUTY AC (R410A)	
MODEL	Unit		SRK24CW-S6	SRK25CWX-S6
	Indoor Unit		SRK24CW-S6	SRK25CWX-S6
	Outdoor Unit		SRC24CW-S6	SRC25CWX-S6
Ton			1.95	1.95
BEE - Star Rating - 2024			2 Star	3 Star
Refrigerant Control & Expansion			Dual Capillary Expansion	
Fixed Speed Compressor Type			Super Tropical - Return Cooled Rotary	
Power Source			1 Phase, 230 V, 50 Hz	
Rated Cooling Capacity at	100% Load	BTU/hr	23406	23458
Rated Cooling Capacity at	50% Load		Not Applicable for Fixed Speed AC	
Rated Cooling Capacity at	100% Load	Watts	6860	6875
Rated Cooling Capacity at	50% Load		Not Applicable for Fixed Speed AC	
Rated Power Consumption at	100% Load	watts	1820	1635
Rated Power Consumption at	50% Load		Not Applicable for Fixed Speed AC	
Rated EER / COP at	100% Load	W/w	3.77	4.20
Rated EER / COP at	50% Load		Not Applicable for Fixed Speed AC	
BEE Rated Indian Seasonal Energy Efficiency Ratio	ISEER		3.77	4.20
Input Power ** (Minimum ~ Maximum)		Watts	1570 ~ 1820	1385 ~ 1635
Current (minimum ~ maximum) **		A	7.0 ~ 8.1	6.2 ~ 7.3
Dimension (H x W x D)	Indoor Unit	mm	339 x 1197 x 262	339 x 1197 x 262
	Outdoor Unit	mm	640 x 800 (+71) x 290	750 x 880 (+88) x 340
Net Weight	Indoor Unit	Kgs	16	16
	Outdoor Unit	Kgs	44	52.5
Air Flow (CMH)	Indoor Unit	m3/hr	1300	1400
Long Reach AirFlow Upto	Indoor Unit	Meter	17.06	18.29
Sound Level (H/M/L)	Indoor Unit	dB	46 / 42 / 39	47 / 43 / 40
Louver Swing	Indoor Unit		2D	3D + 3D AUTO
Special Filter	Indoor Unit		Natural Enzyme + Photocatalytic Deodorizing Filter + Anti Bacterial	
Blower Fan	Indoor Unit		Anti - Micro Bial	
DC Fan Motor Speed	Indoor Unit		Auto / Powerful / High / Med / Low / Dry	
Refrigerant			R410A	
Refrigerant Piping	Liquid Line	mm	6.35 (1/4")	6.35 (1/4")
	Gas Line	mm	15.88 (5/8")	15.88 (5/8")
Main Power Supply to	Outdoor Unit		2.5 mm ² x 3 cores (earthing cable)	
Connecting wiring between	IDU & ODU		2.5 mm ² x 4 cores (earthing cable)	
Area Coverage ***	Sq. Meter		23.22 ~ 32.5	27.88 ~ 37.17

Refrigerant Pipe Length



SRK24CW-S6



SRK25CWX-S6



SRC24CW-S6



SRC25CWX-S6

* Cooling Capacity is derived Maximum during evening & night when the temperature is less than 31°C

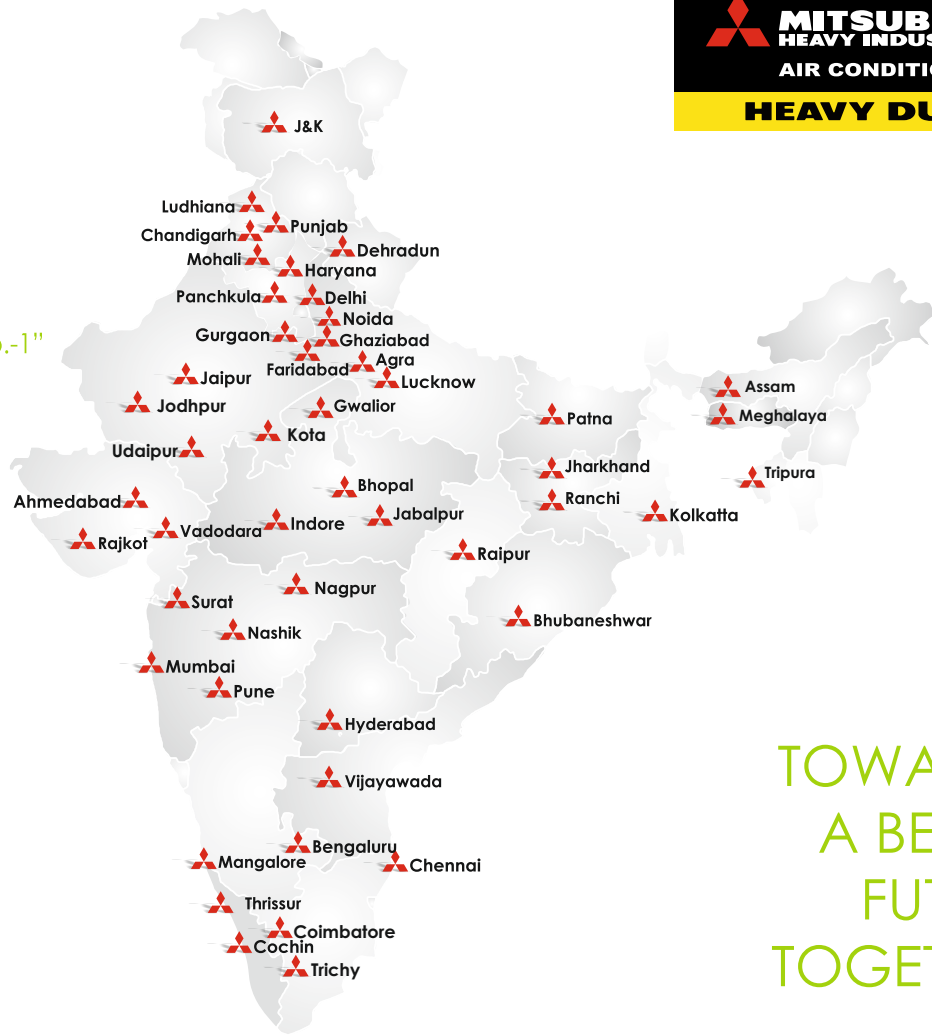
** Under Standard Installation & Lab Test Condition # Model SRK24CW-S6 with 2D Air flow only

*** Customers need to seek guidance from the Authorized Dealer / Expert for the AC unit capacity selection before ordering any AC unit. Area coverage is subject to checking of the site conditions like - Terrace / Wall / Glass windows exposed to direct sunlight, of the area to be Air- conditioned & room temperature requirement & outdoor temperature conditions. Company will not be responsible if there will be cooling issues due to improper selection of capacity of the AC units.

ISEER = INDIAN SEASONAL ENERGY EFFICIENCY RATIO



Our Motto
"Customer Satisfaction Index No.-1"



TOWARDS
A BETTER
FUTURE
TOGETHER

PRECAUTIONS

Always get the Mitsubishi Heavy Ind. Airconditioners installed by Authorized Mitsubishi Heavy Ind. Sales & Service Channel Partners only. Do not try to install the AC either by yourself or any unauthorized dealer. Improper installation can result into non performance, low cooling, refrigerant leakage, electrical shocks.

Warranty of the product shall be null & void, if not installed by an authorized Mitsubishi Heavy Ind. Sales & Service Channel Partner. In no case it will be company's responsibility if the AC unit is installed by an unauthorized dealer, is unable to perform.

Warranty of the AC unit component shall be null & void if non specified/non genuine spares are used or repaired by an unauthorized dealer.

Because of our policy of continuous improvement, we reserve the right to make changes in all specification without notice.

In case of any adverse area to be conditioned, if it is not verified by the company/dealer engineer and selection of the AC unit is made by the customer based on the specifications without taking any prior advice, then company will not be responsible for any variance in the performance of the AC unit installed.

Mitsubishi Heavy Industries- Mahajak Air Conditioners Co.Ltd. Lat krabang Industries Estate, Phase 3, 200 Moo 4, Chalongsong Road, Lamplatiw, Lat krabang, Bangkok Thailand 10520

Sales, Service & Marketing Headquarter (India)



IAPL House, 2/8, West Patel Nagar
Near Patel Nagar Metro Station- New Delhi- 110008 (INDIA)
Tel.: 011-47230000-99, Toll Free No.: 1800 102 0055
Email: info@iaplgroup.com, Website: www.iaplgroup.com

AGRA : 7290094940/8006003003, AHMEDABAD : 9978991675, ASSAM : 8420768025, BANGALORE : 9849102323, BIHAR : 8588864471, BHOPAL : 9630098716, BHUBANESWAR : 8697706531, CHENNAI : 8939991872, COCHIN : 9946446067, COIMBATORE : 9811889006, DEHRADUN : 8826899163, DELHI & NCR : 8826392381, DELHI : 8826392374, GHAZIABAD : 8826899163, GWALIOR : 9630098716, HARYANA : 7290094933 / 8929602345, HYDRABAD : 9849102323, INDORE : 9630033341, J & K : 9915009212 / 9599656801, JABALPUR : 9630098716, JAIPUR : 8588830502/9711939345, JHARKHAND : 6290824780, JODHPUR : 9636992277, KOLKATA : 8697744670, LUCKNOW : 8929602483, LUDHIANA : 8283843670 / 9599656893, MUMBAI : 8879599905, MEGHALAYA : 8420768025, NAGPUR : 9657004567, NASIK : 7291972089, NOIDA : 8826899163, PATNA : 8588864471, PUNE : 7291972089, PUNJAB : 9915009212 / 9599656801, RAIPUR : 9821197915, RAJKOT : 9727731456, SURAT : 9979025320, THRISSUR : 9946446067, TRICHY : 9811889006, TRIPURA : 8420768025, UDAIPUR : 9636992211, VADODARA : 9978991675, VIJAYAWADA : 9550488000.



(Wholly-owned subsidiary of MITSUBISHI HEAVY INDUSTRIES, LTD.)



Our factories are ISO9001 and ISO14001 certified.

Certified ISO 9001

Certified ISO 14001



BIVALMA PLANT
Mitsubishi Heavy Industries, Ltd.
Air-conditioning & Refrigeration Systems Headquarter
Certificate Number: JQA-009

BIVALMA PLANT
Mitsubishi Heavy Industries, Ltd.
Air-conditioning & Refrigeration Systems Headquarter
Certificate Number: JQA-009

MITSUBISHI HEAVY INDUSTRIES
MAHAJAK AIR CONDITIONERS CO., LTD.
Certificate Number: 14101/198/913

MITSUBISHI HEAVY INDUSTRIES
MAHAJAK AIR CONDITIONERS CO., LTD.
Certificate Number: 14104/198/913